



ALLIED SOLUTIONS VIETNAM CO. LTD.

www.alliedsolutions.com.vn

ALLIED SOLUTIONS PTE. LTD.

1998

Headquartered in Singapore, Allied Solutions Pte Ltd is a privately owned company with its key operational footprint over Asia. Established in 1998, our team had a cumulative experience of many years in providing and designing total industrial automation solutions.

And some subsidiaries are established as below:

- Avanca Technologies Pte Ltd.
- ASPL (Malaysia) Sdn Bhd
- Allied Solutions (Tianjin) Automation Co. Ltd.
- ASPL Indonesia.

ALLIED SOLUTIONS RESIDENT REPRESENTATIVE OFFICE IN VIETNAM

2005

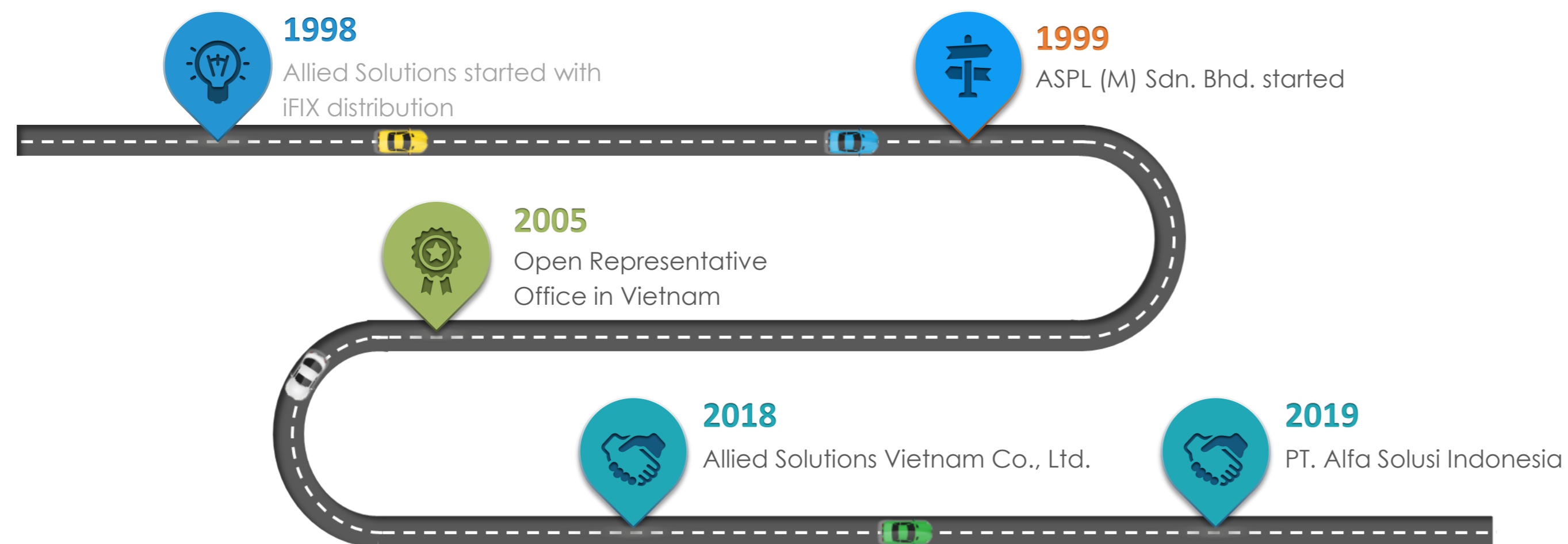
Allied Solutions RRO in Vietnam was established with the office in Ho Chi Minh City, the commercial central of Vietnam.

Operating under Allied Solutions Pte. Ltd. in Singapore, starting step in industrial automation market in Vietnam with young and full of spirit team.

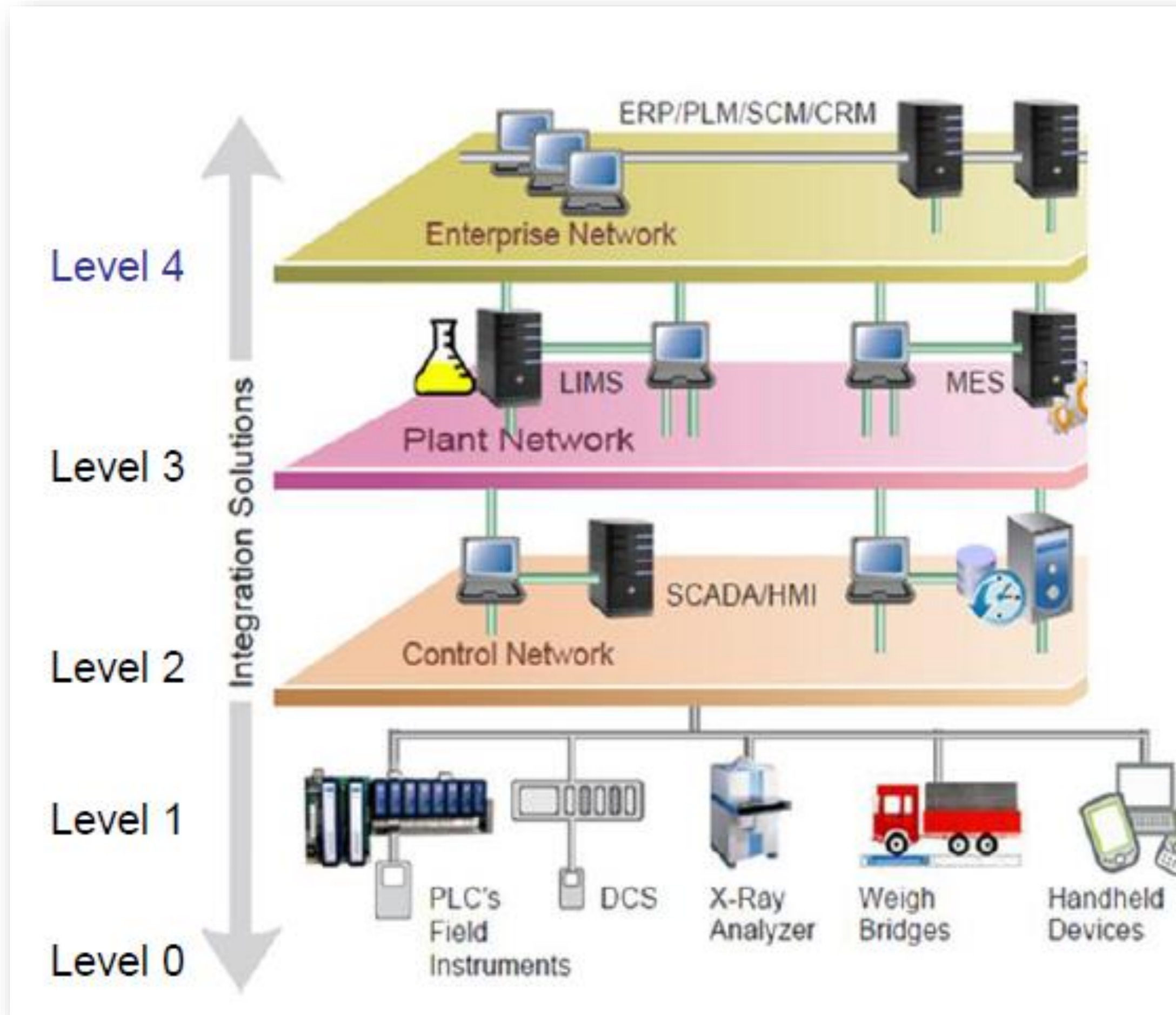
ALLIED SOLUTIONS VIETNAM CO. LTD.

2018

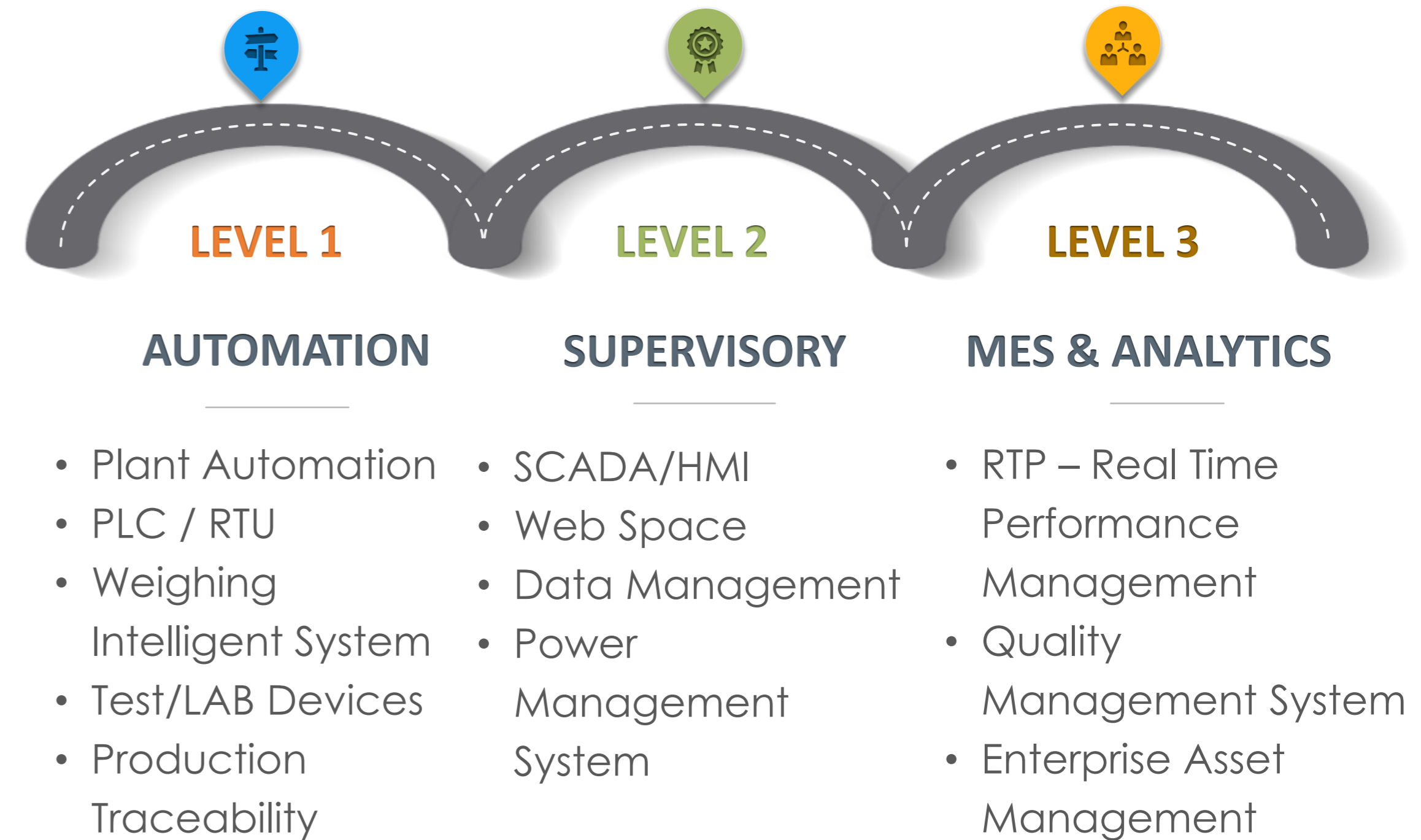
Allied Solutions Vietnam Limited Liability Company is established with commitment for continued support, supplying the high technology and economic solutions to improve your business.

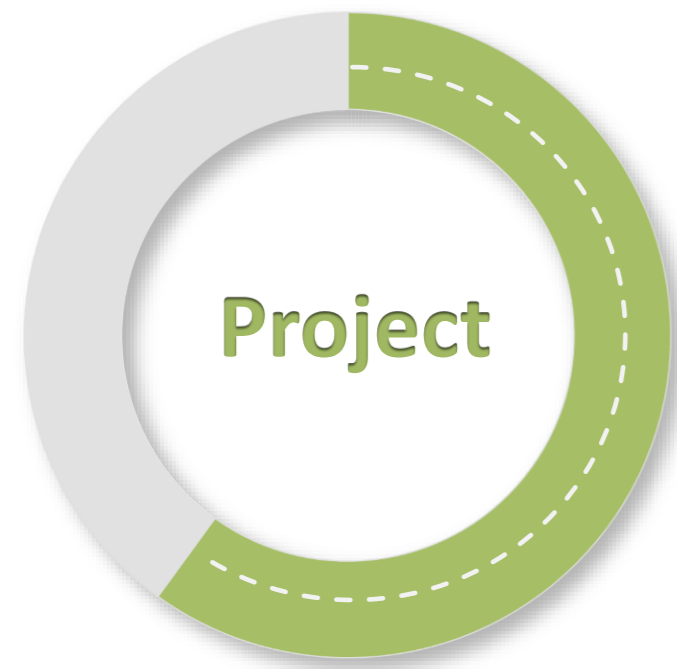


INDUSTRY LEVEL




OUR SOLUTIONS







Project



Sales



Training

Project

- Plant Automation
- SCADA System
- Real-time Performance System (OEE System)
- Quality Management System
- Energy Management System
- Industrial Internet of Things

Software

- GE Digital
- Cimon SCADA
- Kepware
- OPC Router
- Parsec (Traksys)
- XYNERSYS-MES
- XYNERSYS-E

Hardware

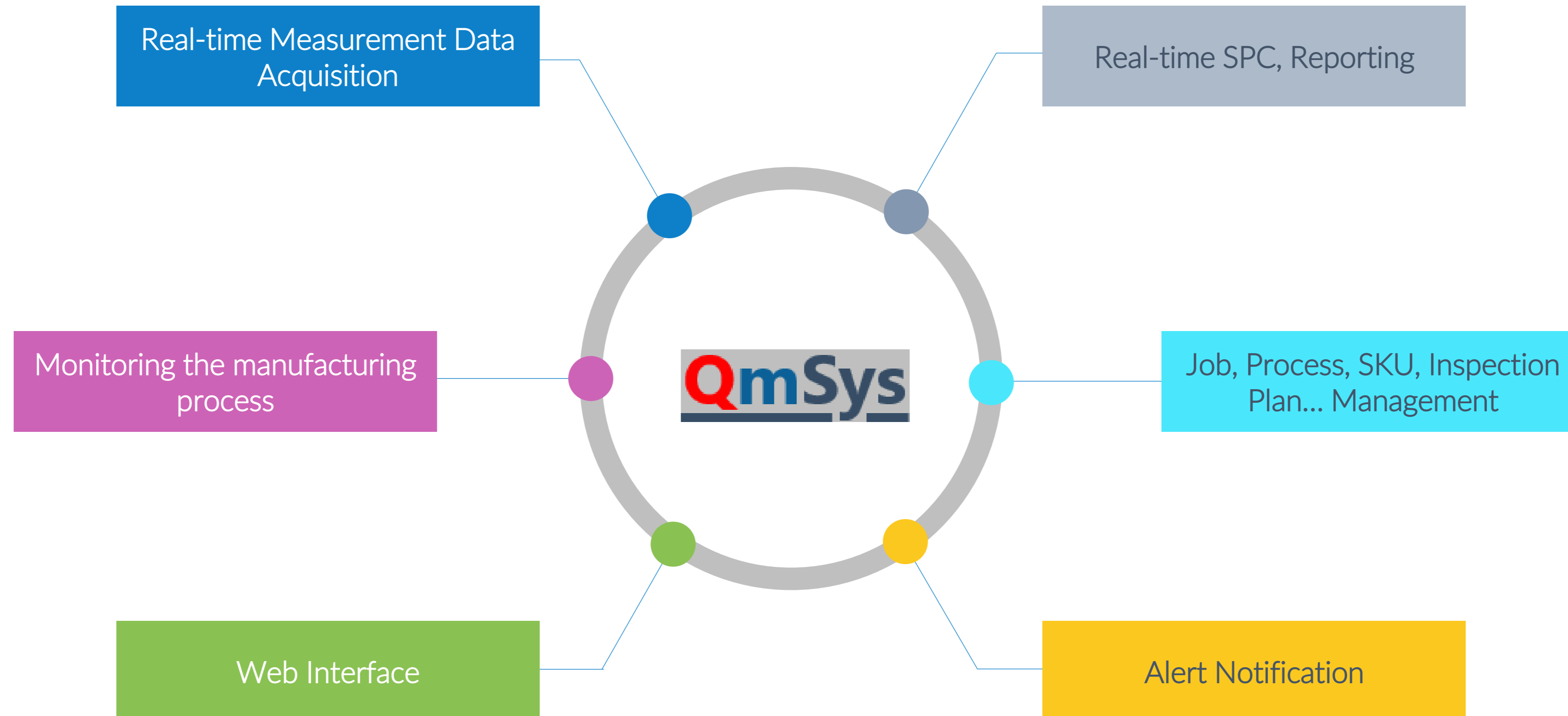
- Rockwell PLC & Touch Panel
- GE PLC & Touch Panel (Emerson)
- CIMON PLC, Touch Panel & IPC.

Software

- GE SCADA iFIX & Cimplicity
- Kepware
- OPC Router

QmSys Software

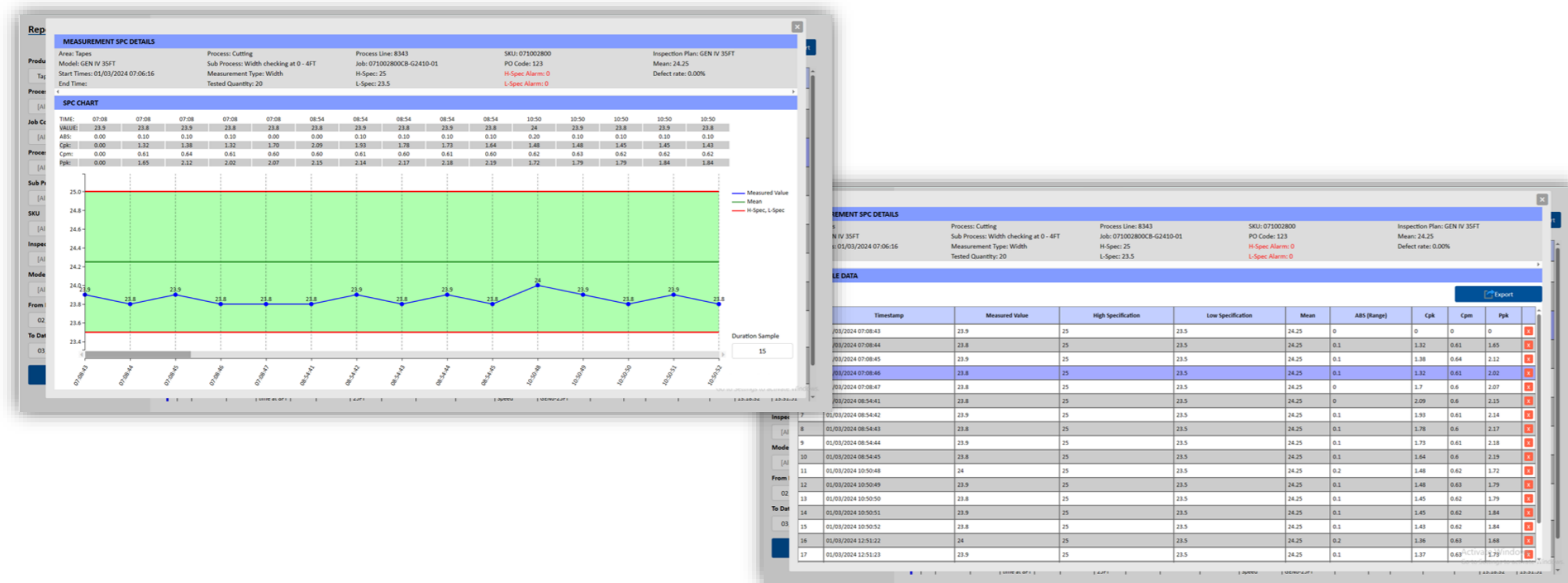
The Quality Management System, the real-time auto & manual measured data from processing plant, assembly lines and LAB for Process monitoring, Quality management, SPC Chart, reporting and analysis...
Preventing the defective, improving the production and process quality.



QmSys Software

Features:

- Collect the real-time measured data from processing plant, tester & analyzer at assembly lines and LAB.
- Job, Process, Inspection plan and SKU... management function.
- Managing the test & measured data by Job, Production Batch, Process & SKU...
- Providing detail reporting in different format as data table, SPC, Pareto chart, summary for overview..., and data export function.
- Providing the alert notification function through Email, Ms. Teams... to notify the defected rate or processing quality warning.
- Web interface, adaptive for multiple mobile devices.
- Advanced methods for fully data collection through low bandwidth wifi network.
- Sharing data with other system as MES, ERP...



The Real-time Performance System

The real-time performance of the production lines. The system is able to calculate the OEE value, Availability, Performance, Quality, and other data for analysis for preventing the loss and improving the line performance.

Features:

- Collecting the alarm & event data from all machine PLC in the line.
- Updating the correct alarm from machine by automatic mode and manual input mode.
- The OEE, Availability, Performance, Quality value is calculated correctly.
- Providing the detail reports and tools for production and maintenance team to analysis the root cause of downtime.

The dashboard provides a comprehensive overview of production line performance. Key features include:

- Line Overview:** Displays job details (Name: P.5826, Product: Adravil 500 [ADRA.500]), planned and actual start/end times, and duration.
- Events:** Shows active events such as "No Bottles" (17 Second(s)) and "Acknowledge" (2 Event(s)).
- Production State:** A timeline chart showing the status of the line (Running, Availability Loss, Performance Loss) from 08:30 to 09:30.
- KPIs:** Four circular gauges showing OEE % (50.2), Availability % (76.3), Performance % (73.8), and Quality % (89.2).
- Event Category Assignment:** A grid of event categories including Conveyor Stopped, Material Shortage, Mechanical Failure, and Operational Failure.
- Event Attention:** A detailed view of a specific event (e.g., "Tipped Bottle") with its definition, category, and notes.
- Fill Weight (Real-Time):** A control chart showing XBar and Range data for fill weight, including center, UCL, and LSL values.
- Sub-Groups:** A list of recent sub-groups with their respective center values.

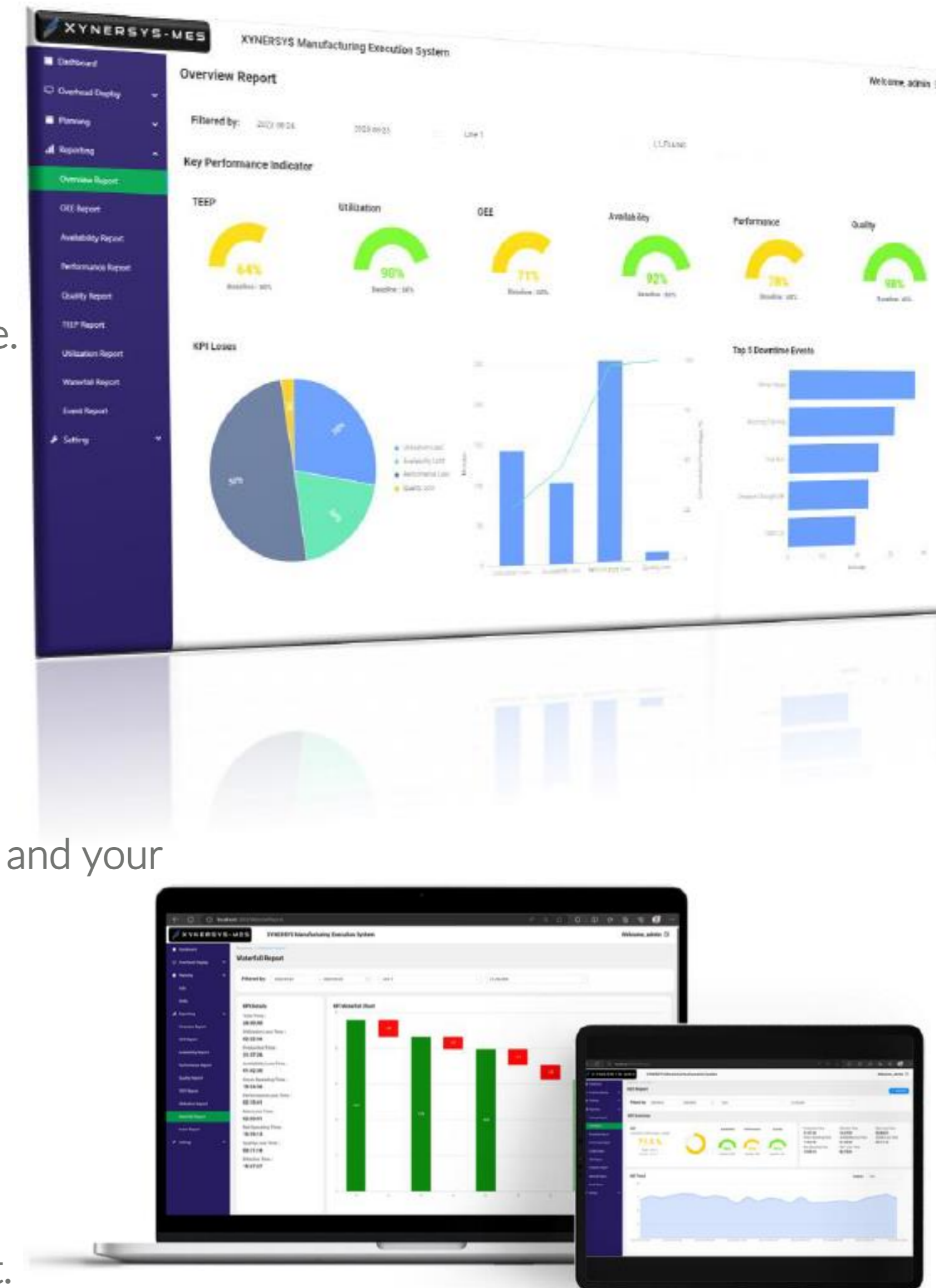


Xynersys-MES

Xynersys MES offers a Business Intelligence solution integrated with real time operations that can be customized to suit your business needs. It eases resource scheduling and allocation, monitors performance indicators, and generate reports to support decision making.

Features:

- Real-Time Visibility
 - Monitor key performance indicators, track work-in-progress, and identify bottlenecks in real-time.
 - Empowering you to make informed decisions on the fly
- Precise Control
 - Schedule jobs, allocate resources and streamline workflows to reach production targets
 - Take full control of your processes
- Data Driven Insights
 - Collect and analyze production data through intuitive and actionable reports.
 - Leverage the power of data to continuously improve your operations.
- Seamless Integration
 - Seamlessly integrate with your existing systems, bridging the gap between your production floor and your digital operations.
 - Align machines, systems, and personnel to your business goals.
- Web Interface
 - Access your business intelligence, whether from portable devices or workstations.
 - Flexibility in managing and accessing your data.
- Deployment Options
 - Choose on premise deployment for full control of your data, or scalable cloud based deployment.
 - Options that suit your business needs



Xynersys-E

XYNERSYS-E IoT as cloud-based energy performance management, significantly serves to integrate energy data from PV System, Utility, and Load Usage where you can get a live dashboard view of the key metrics you need. It measures and verifies your energy performance to proof it in the EQUILIBRIUM state. The irregularities are triggered with automated alarms and warnings. Reports are generated to support decision-making.



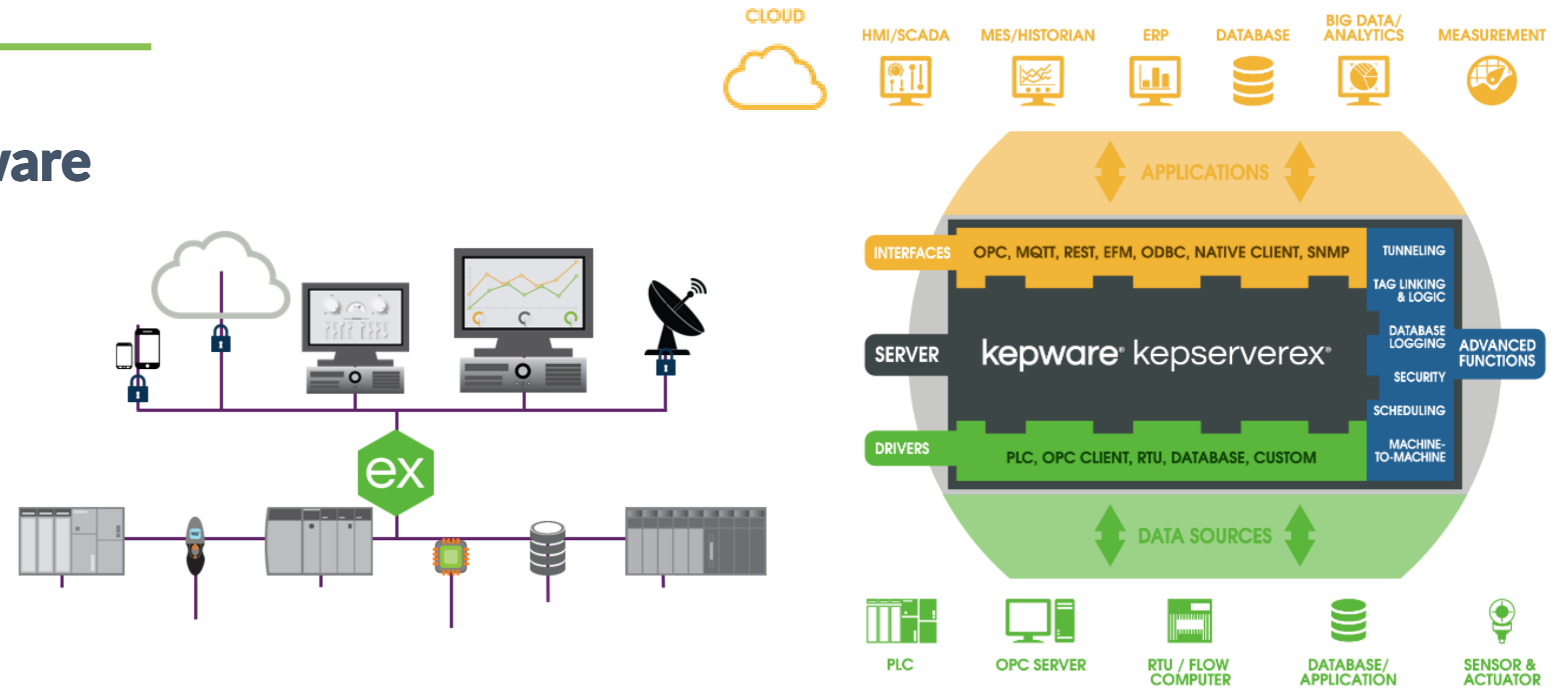
Features:

- Energy Monitoring, Alarms Notifications, and Reporting
 - Detail Insights into PV generation, load usage, and utility.
 - Visualize and understand each kWh that you generate and consume.
- PV Conditions AI-Diagnosis
 - 24/7 diagnosis for issues of shading, soiling, and other failures.
 - Minimize the production loss of green assets.
- Carbon Emission Tracking
 - Measure, manage, and mitigate greenhouse gas (GHG) emissions.
 - Essential tools for your ESG journey.
- Advanced Analytic Tools
 - Advanced analytic tools for assets and processes efficiency analysis.
 - Substitute/Integrate with traditional BMS for higher-level insights.
- Energy Performance AI-Diagnosis
 - Eliminate blind spots and get notified of abnormal energy usage and power quality issues.
 - Take corrective actions on-time.
- Energy Performance AI-Insights
 - Dedicated AI that predicts your energy consumption, and power factor patterns.
 - Enable effective operational planning.
- Intelligent Energy Management
 - Improve energy efficiency by deploying data-driven recommendations of XYNERSYS-E modules, ie. Chiller optimization, demand response, Battery Energy Storage, etc.
 - Quick win solutions that you really need, through detailed analysis of your data.



Data Connectivity OPC Server & IoT Gateway Software

- KEPServerEX
- IoT Gateway
- LinkMaster
- Redundancy Master



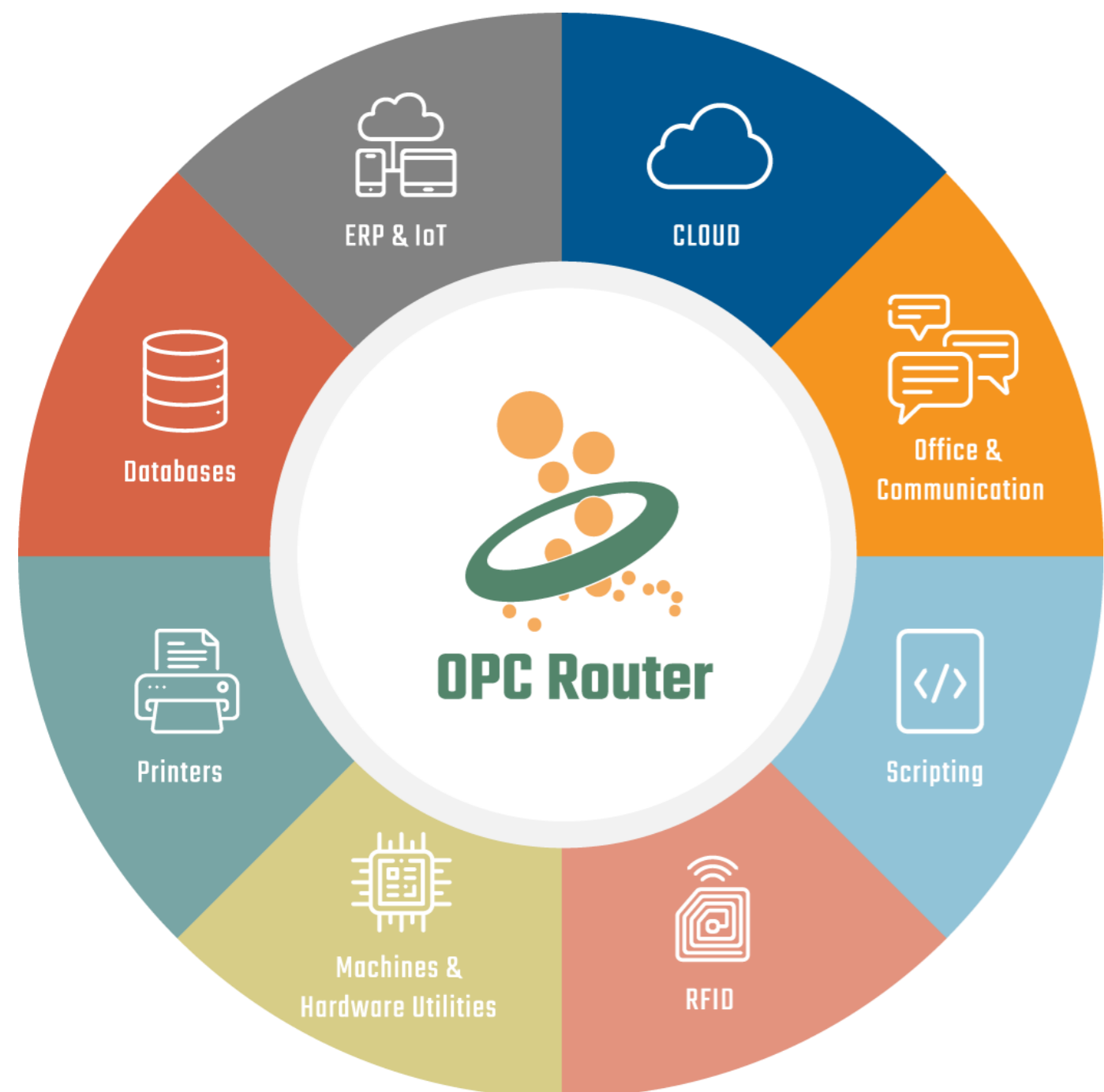
OPC Router

Central communication platform for your industry projects

- Data exchange across all levels.
- Connecting all kinds of OT and IT Systems
- OPC Interface, SAP, Relational DB Interface
- Non-SQL Database
- And more...

Dream Team

Connecting all your systems





TrakSYS Real-time Production Performance System

- Manufacturing Management Software
- Quality: SOPs, tasks, traceability, audit trail, and analysis...
- Performance (OEE), Scheduling, Maintenance...
- E-Records (21 CFR Part 11)
- And more...





SCADA, Historian, Data Visualization, Asset Management

- Proficy iFIX
- Proficy Cimplicity
- Proficy Webspaces
- Proficy Historian
- Proficy Workflow
- Proficy Operations Hub



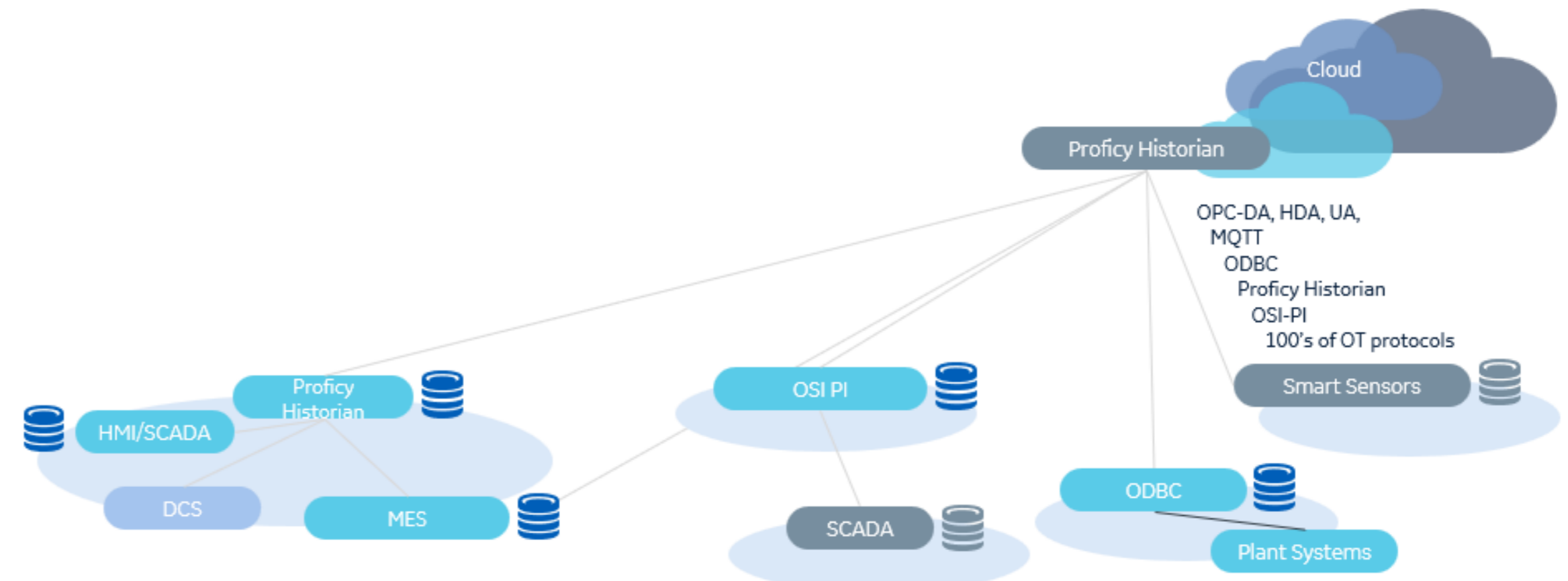
Industrial Applications – Out of the box or build your own!

- Monitor & Control
- Dashboards & KPIs
- Analysis
- Reporting
- Digital Andon



Industrial Automation
iFIX/CIMPLICITY

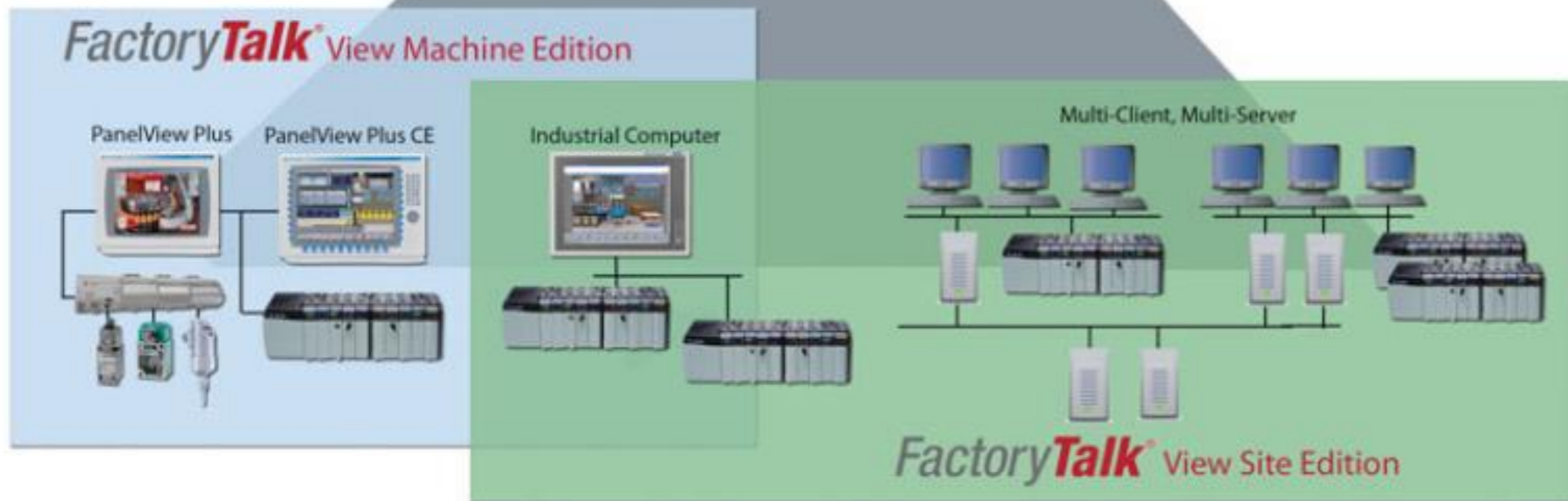
Manufacturing Operations Management
 Proficy Plant Applications Proficy Batch Execution SQL DBs
 Proficy MDC Proficy Tracker CMMS, ERP Systems
 Proficy Workflow Proficy Historian Other Systems





Automation Software & Hardware

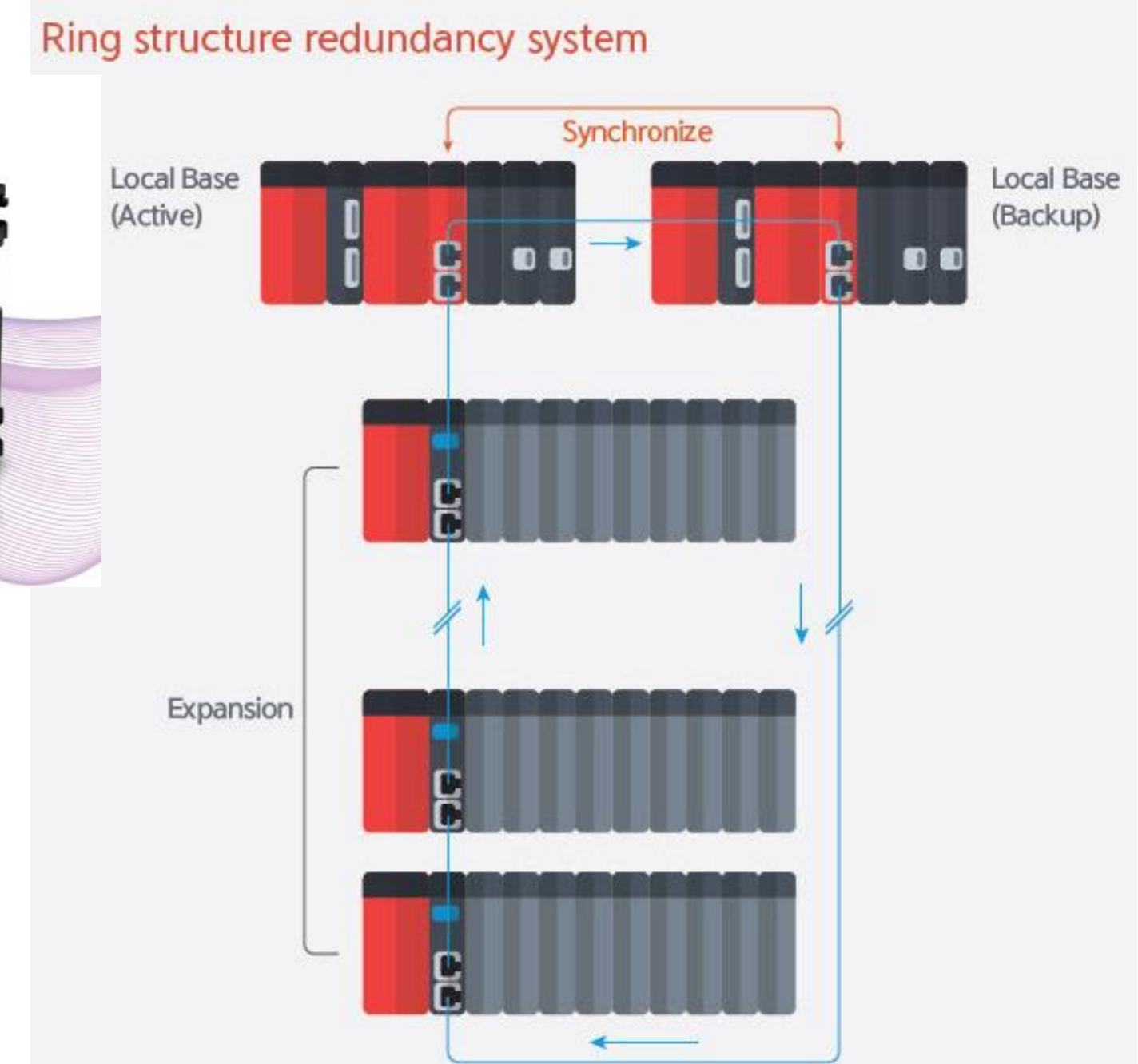
- Programmable Controller (PLC)
- Industrial Operator Interfaces.
- SCADA/HMI Software





Automation Software & Hardware

- Programmable Controller (PLC)
- Industrial Operator Interfaces.
- Industrial PC.
- SCADA Software: SCADA Ultimate Access





THANK YOU


Please visit us at: www.alliedsolutions.com.vn

For your request: inquiry@alliedsolutions.com.vn

Further reach in Asia




Singapore

 23 New Industrial Road
#07-06/07 Solstice Business Center
Singapore 536209




Malaysia

 No.2, Jalan Puteri 5/18,
Bandar Puteri, 47100 Puchong,
Selangor Darul Ehsan, Malaysia.



Indonesia

 PIK Avenue Mall Lt. 6, Jl. Pantai Indah Barat.
No.1,
Kamal Muara, Penjaringan,
Jakarta Utara, Indonesia, 14470